

# Missouri State Beekeepers Association

P.O. Box 448 Oak Grove, MO 64075

[www.mostatebeekeepers.org](http://www.mostatebeekeepers.org)

July 2008

Eugene Makovec  
Editor

## State Fair is August 7-17 in Sedalia

Plan now to enter your hive products,  
volunteer in MSBA booth



The 2008 Missouri State Fair will be held August 7-17 in Sedalia. With the theme "Go4It!", the annual event will feature carnival rides and games, rodeos and tractor pulls, musical acts including Air Supply, Charlie Daniels, and Foreigner, and a plethora of agricultural exhibits.

As always, the MSBA will host its Honey Booth to promote honey and beekeeping to the public. Missouri beekeepers will again have an opportunity to supply honey and related products for sale at the booth. Anyone interested is asked to submit bids by July 27 to Ron Vivian, Treasurer; Missouri State Beekeepers Association; PO Box 448; Oak Grove, MO 64075. A bid sheet is printed on page 3 of this newsletter.

Beekeepers can also enter the fruits of their labor in competition. Categories include everything from extracted and comb honey to beeswax and even observation hives. For a list of categories, visit [www.mostatefair.com/premium.html](http://www.mostatefair.com/premium.html). Click on "Agriculture, Crafts, Arts and Culinary", then download the "Agriculture Entry Blank" PDF.

In addition to individual entries, local clubs will compete against each other. Last year's club winner was the Eastern Missouri Beekeepers



**Urban apiculture:** Natalie Semchyshyn (left) and Amos Harris install package bees on the roof of Harris's six-story apartment building in St. Louis in May.  
— photo by Tracey Haynes

Association, based in the St. Louis area, while Midwestern member Lowell Hutchison took the Individual Grand Champion award.

### Booth Workers Needed

As always, our Honey Booth cannot operate without the generous help of MSBA members. Dean Sanders, our Fair Chairman, is recruiting volunteers to work in four-hour shifts. It's a great excuse to spend a couple of days in Sedalia taking in all that this wonderful state has to offer. (Think about carpooling with others from your local club.) Please call Dean at 816-456-4683 to volunteer your time.



What is this flower? Large numbers of these spiny-stalked plants sprout 2-3 feet from sandy, rocky soil along the Huzzah Creek near Steelville. The bees love them (note the dark blue pollen basket), but even my horticulturist friend could not identify them. If any of our members can, please contact me. (See back page for another view.) —Editor

### INSIDE THIS ISSUE:

<b>From the President</b>	<b>2</b>
Ken Norman	
<b>State Fair Bid Sheet</b>	<b>3</b>
<b>Apitherapy News</b>	<b>4</b>
Honey as medicine or placebo?	
<b>The Empty Super</b>	<b>5</b>
Working with wax	
<b>Beekeeping of Yesteryear</b>	<b>6</b>
Depression, pumpkins & pigeons	
<b>Honey Board to be phased out</b>	<b>7</b>
Replaced by Packers/Importers program	
<b>Local Club Information</b>	<b>9</b>
<b>Honey Tradin' Post</b>	<b>9</b>
<b>Membership Application</b>	<b>10</b>
<b>Queen Chair Report</b>	<b>11</b>
<b>Directory of Officers</b>	<b>11</b>



## From the President

by Ken Norman

**Go 4 it!** is the theme of the Missouri State Fair for 2008, so with that in mind I outline several things that are needed at the Fair this year.

1. The first is a request from the outreach specialist for the Missouri Agriculture Department:

"The 2008 State Fair is drawing near and your help is needed! This year will mark the 1st Annual First Lady's Pie Contest. We would like as many people as possible to enter their pies in this year's contest. With your help we can make this inaugural event a success! Please spread the word throughout your organizations via newsletters, phone calls, letters, etc. The deadline to enter is July 21st. Please provide myself or Mary Cottom with the entrant's name and contact information. I can be reached at the information below or you can reach Mary Cottom at 573-751-0810 or 573-619-9111. Thank you for your assistance and I look forward to seeing you all at the 2008 Missouri State Fair! David Baker 573-522-1542."

2. The next one is a sleeping room in or near Sedalia for our Assistant Manager of the Fair, Marlin Trout. If you or if you know someone who can provide a sleeping room contact Kenny Norman at 417-669-4452 or send an email as soon as possible to [dkennynorman@juno.com](mailto:dkennynorman@juno.com) with contact information.

3. It is good to hear that several local associations are coming up to work at the Fair as a group project, but we could always use more so please contact Dean Sanders at 816-456-4683 to work at the Fair. By all means the local associations can display their banners and advertise their locations and promote their locals. Of course, any member can work at the fair in four-hour slots or more, and be sure to look at the bid sheets on the opposite page for products that will be needed at the Fair to be sold.

4. The Missouri State Beekeepers Association still needs a Secretary to serve. If you have a nominee or if you would like to volunteer to be an officer, call Ken Norman 417-669-4452 or email [dkennynorman@juno.com](mailto:dkennynorman@juno.com).

I have been noticing a lot of negative publicity on honeybees, as seemingly benign as a cartoon Thursday in the Springfield Newsleader where it shows two teenagers attempting to paint a

house and they encounter a hanging hornet nest and of course it is called a honeybee nest and it is honeybees which are coming out and stinging the teens from the paper hornet nest. When at the Fair, we need to constantly emphasize to the public the need for honeybees and the need for pollination. At this time Missouri beekeepers enjoy a positive rapport for beekeeping and honeybees, but things can change and by being in the forefront to the public we can head off potential problems with our craft.



At this time I am trying to remove some honeybees from a house which was built in 1880 in Springfield. They went up an ageing foundation into the walls. I hope to get most of them by using a screen wire cone and another bee hive. The owner is very concerned for the bees and wants to save all of them if possible.

Every opportunity when the membership can promote honeybees and beekeepers will aid the association in the long run.

I have this organization which would like to know of flood damage to honeybee colonies. Here is their request:

"I am writing from the Natural Resources Defense Council. We are an environmental lobbyist group based out of New York City and we are currently beginning a campaign on Colony Collapse Disorder and its relationship to pesticides. Right now, we are just trying to get a good estimate on the actual colony loss that is occurring and are curious about how the current floods are affecting the already dire situation. If you had any insight or reports on how the floods are affecting beekeepers in Missouri that would be extremely helpful. Thank you for your time,

Dylan S. Atchley, Program Assistant, Public Health and Science Center, Natural Resources Defense Council; 1200 New York Avenue, NW, Suite 400, Washington, DC 20005; 202-289-2389 [datchley@nrdc.org](mailto:datchley@nrdc.org)

You can email with any reports of losses from the website [www.mostatebeekeepers.org/](http://www.mostatebeekeepers.org/) or [dkennynorman@juno.com](mailto:dkennynorman@juno.com)

Have a great summer and a record honey crop for 2008.

## Bee Culture

THE MAGAZINE OF AMERICAN BEEKEEPING

Here's what you'll get

- Honey bees • Beekeeping • Beekeepers •
- Honey • Propolis • Bee Equipment •
- Beeswax • Current Research •
- Beginning Beekeeping How-To •
- Sideline Beekeeping • New Products •
- Honey Recipes • Book Reviews •
- Market Reports • More • More • More • More!

Skip the secretary • Call Today  
Tell Us What Club You're In -  
Get The Discount

**GET YOUR  
BEE CLUB DISCOUNT**  
\$21/1 year  
\$38/2 years

**Send check to:**

**Bee Culture Magazine**  
623 W. Liberty St., Medina, OH 44256  
or call 800-289-7668, Ext. 3220  
with credit card

## THE HAWLEY HONEY COMPANY

220 North Elm Iola, KS 66749

620-365-5956 (After 8 pm 620-365-7919)

White clover honey strained in 5-gallon buckets.

We will pack it in your jars for an extra fee.

Bee Equipment - New and Used - Used Extractors

Corn syrup, sugar syrup and SUGAR

Bees -- Frames of brood


Call for prices.

Can deliver to Kansas City, Joplin or Butler, MO

## Missouri State Fair Bid Sheet

ITEM	QUANTITY NEEDED	YOUR PRICE EACH	ITEM	QUANTITY NEEDED	YOUR PRICE EACH
Extracted Honey			Lip Balm Containing Honey/Beeswax	50 pcs	
Gallon	16 singles		Describe:		
5 lb Jug	25 singles		Hand Lotion Containing Honey/Beeswax	50 pcs	
2 lb Jar	10 cases		Describe:		
1 lb Jar	15 cases		Pollen		
24 oz Bear	14 cases		8 oz	30 pcs	
12 oz Bear	17 cases		1 lb	20 pcs	
Chunk Honey; Size _____ (Large Jar)	4 cases		Hard Candy Assorted		
Niblet; Size _____ (Small Jar)	4 cases		Novelty Items		
Comb Honey			Honey Dippers		
Cut Comb	200 pcs		Honey Pot		
Ross Rounds	50 pcs		Style _____		
Creamed Honey			Style _____		
Plain	200 singles		Clothing		
Honey Sticks, assorted flavors	1 case ea		Describe:		
			Describe:		
BEESWAX & BYPRODUCTS			Describe:		
Candles			Describe:		
Rolled			Beekeeping Related Books		
Dipped			Describe:		
Molded			Describe:		
Novelty			Describe:		
Candle Rolling Sheets, assorted			Describe:		
Wicking material for candles			Describe:		
1 oz Molded Beeswax (approx wt.)	50 pcs		COMMENTS:		
1 lb Beeswax Block	20 pcs				
Soap containing honey and/or beeswax	50 pcs				
Describe:					
Describe:					
Describe:					





## Apitherapy News ...

### Honey as medicine: Placebo or sweet success?

St. Louis Metropolitan Medicine  
September 2005

by George M. Bohigian, MD

The answer is both. Honey is both a placebo and a sweet success. Honey for medical purposes, both orally and topically, has been used for over 5,000 years and currently is being used by many of our patients as complementary and alternative medication.

Honey for medical purposes has been used since antiquity in many cultures from Egypt to India. Mesopotamia would become known as "The Land of Milk and Honey." Honey was used in Egypt to treat all manners of disease including wounds. The oldest medical book in history is the Kahun Papyrus (1825 B.C.), dealing with gynecology and pregnancy; however the Edwin Smith Papyrus is the first medical book in history to mention the treating of eye diseases and wounds with honey. This Papyrus, which the original may be as old as 3,000 B.C., describes treatment of "a gaping wound at the top of the eyebrow penetrating to the bone." After stitching, applying two strips of plaster (two bands of linen), it recommended a surgeon "treat it with grease and honey every day until it recovers." Honey, the most frequently used of all ingredients for medical purposes, is mentioned about 500 times in the medical Papyri.

The symbol of honey in ancient Egypt was the hieroglyph or ideogram of a bee followed by a semi-circle representing a female plus a beer jug with a three legged stool (Fig. 1). Hieroglyphics were both pictorial and phonetic symbols. It is the female bee who makes the honey. During winter months, the females push out the male drones to preserve the hive, killing off the males.

#### Biology and chemistry of honey

Honey is the only food that does not spoil. Frequently the ancient Egyptians placed human organs into the honey as a preservative in their mummification process. It is thought that Alexander the Great was entombed in honey to preserve him. Honey that has been stored over thousands of years still can be used and does not spoil. Honey on our kitchen shelves that decolorizes and crystallizes can be cleared by simply placing the jar or the container in warm water so the crystals return to their liquid honey state. Honey is made up of mainly fructose, glucose and water. The antibacterial properties in honey are due to osmotic action, enzymes and hydrogen peroxide release.

Honey should not be fed to children less than one year of age because of infant botulism. Clostridium botulinum from dirt can contaminate honey, which is harmless to older children and adults due to a more mature GI system.

#### Current uses of honey

Oral and topical honey is used today by many individuals as eye drops for prevention of cataracts. Honey mixed with vinegar or lemon juice to prevent colds is a home remedy; however there are no scientific controlled studies to assess the benefit. A search of the Internet provides the reader with hundred of sites of various honey and their byproducts to be used as complementary and alternative forms of medicine to promote health. Besides its value as a food, honey can have healing therapeutic properties. It is estimated that 30-62 percent of the population uses some form of complementary or alternative form of medicine. There are many "scientific studies" supporting the use of topical honey as an ocular therapy. Studies suggest that use of topical honey for burn therapy is equivalent to current burn therapy. There is significant literature in peer reviewed medical journals on this topic for burn management.

#### The placebo effect

The term placebo is from the Latin "I shall please". A placebo, like a sugar pill or saline injection given by a doctor, was to appease demanding or desperate patients. In some studies, the placebo effect may account for up to 30 percent or more of a clinical benefit of antidepressant medications. The placebo effect can give the patient hope and expectancy of a cure.

This may, in turn, cause our own brain to produce chemicals akin to opiates. The chemicals are called "endorphins" and "enkephalins". In one published study, even sham surgery had a placebo effect in which orthoscopic surgery for osteoarthritis in the knee was carried out versus sham surgery in which just an incision was made, and both groups over subsequent years had equal benefit.

#### Conclusion

Any "medicine" given by a physician can be effective. The placebo effect may improve both the patient's satisfaction and treatment effects. The physician-patient encounter helps the healing response. It is not only the "medicine" that helps, but the spirit of caring -- that is the sweet magical secret of medical care.

#### References:

1. Waugh, R. >. "The eye in man in ancient Egypt." *Hirshberg's History of Ophthalmology*; Monographs Vol. 1 and 2.
2. *Complementary and Alternative Medicine in the United States*. Washington, DC: The National Academies Press; 2005: 10.
3. Gropman, J. *The Anatomy of Hope*. New York, NY: Random House; 2004: 228.
4. "A Controlled Trial of Orthoscopic Surgery for Osteoarthritis of the Knee." *New England Journal of Medicine*; 2002: 347: 81-88.

Dr. Bohigian is a professor of clinical ophthalmology at Washington University/Barnes Hospital in St. Louis.




Figure 1



## The Empty Super ... Diary of a hopeful hobbyist

by Eugene Makovec

### Working with wax

Understand first of all, I am a lazy beekeeper.

When I started out, I was given several deeps of drawn comb by my dad, who had gotten out of beekeeping several years before. I was clueless about wiring foundation, and it would have been difficult to learn from him from two states away. Not to mention, it looked like a heckuva lot of work.

So I purchased some Duragilt, which consisted of two sheets of wax foundation with a smooth plastic sheet between for strength. Its primary drawback was the bees' habit of chewing wax away in times of dearth, leaving sections of worthless smooth plastic.

When Plasticell came out I gladly adopted it, as it combined the ease of Duragilt with the embossed indestructibility of plastic. When wax moths took over one of my deadouts, they completely consumed the old wax combs, leaving only wood and wires, but the plastic ones I just hosed off and put back in.

Then equipment manufacturers took it one step further: "No assembly required" described the one-piece frame-and-foundation solution. It was like a dream come true.

At least for me it was. For the bees, not so much.

Since I was pretty clueless anyway those first couple of years, I kind of got used to poorly drawn comb – partially drawn frames, extra-deep combs on either side of an undrawn frame, or comb sections hanging from the tops of frames but not really attached to foundation. I was just happy when I could keep my bees alive through the winter.

But when I decided to add a couple of hives last year and needed to purchase some equipment, I decided to give good old-fashioned wax a try.

And yes, it was a lot of work. Especially since I'm not all that handy to begin with. I bought the wax, the wire, the little metal eyelets and punch, and a spur embedder. They were out of the form boards for positioning frames while embedding, so I cut a section of 2x4 as a poor substitute. I then spent several hours one weekend assembling two boxes worth of frames.

The results were astounding. I gave them to a couple of reasonably strong colonies and let the girls go to work. I didn't feed them like crazy all Spring like they tell you to do with plastic. I checked periodically and rotated the end frames toward the center so they would draw them all, but otherwise I pretty much let them do what came naturally.

What came naturally were the most beautiful frames of comb I'd ever seen. One day in June I pulled out several honey frames that were filled top to bottom, end to end, corner to corner with wonderful, white-capped honey. *This could win me a ribbon at the*

*State Fair*, I thought. But that seemed like a lot of work.

This Spring I visited one of our new Eastern members who had started with a three-pound package after attending a beginners' workshop. She'd had her bees for about a month, and they were doing great, with one exception: Despite a constant supply of sugar syrup (administered via division board feeder), and a decent honey flow outside, they were not drawing comb worth a darn. Looking through her single brood chamber with her, I quickly identified the problem – her startup kit had come with plastic comb. I explained its drawbacks to her as we observed such things as partially drawn frames, extra-deep combs on either side of undrawn frames, and comb sections hanging from the tops of frames but not really attached to foundation.

To be fair, this is not always the case. I worked with another beginner who began this year under the same circumstances and had great luck with her plastic foundation. So it may have a something to do with your particular colony. I've had colonies over the years who have done reasonably well with plastic, while others have hated it.

Just this Spring, I had two colonies that were slow to get going early on. I gave them each about a 50-50 chance of producing honey, and thought about combining them. As they showed progress in late April to early May I decided to use up some of my old plastic foundation in their second stories. But when I checked again on May 27, both hives were filled with swarm cells, and the queens had already left. Both still had 3-4 open frames of plastic foundation up top. Evidently they'd decided they would rather build their own comb elsewhere than work with the plastic junk I was providing. I ended up combining these two colonies after all, and still have nothing to show for my efforts.

Much has been written about how best to get bees to work with plastic foundation. If you're just starting out, that in itself should tell you that maybe plastic is not the best option available. I am not a purist by any stretch of the imagination. I will cut corners wherever I think I can get away with it. But there are certain, rare occasions when I will draw the line, and this is one: I will never buy plastic frames again.

### DRAPER'S SUPER BEE

914 S. Street

Auburn, NE 68305

Ph. (402) 274-3725

Fax: (402) 274-3128





When fog it lies on misty glen,  
And cattle low, with sheep in pen,  
The morning sun will warm the skep,  
With gilded wing, before my step.

SB

**WALTER T. KELLEY CO.****1-800-233-2899****www.kelleybees.com****KELLEY PRODUCTS NOW AVAILABLE COAST TO COAST!****RUHL BEE SUPPLIES****503-657-5399****17845 S.E. 82nd Dr.****Gladstone, OR. 97027****johnedwards@ruhlbeesupply.com****NEW ENGLAND FARM SUPPLY****518-642-3270****31 Main St.****Granville, NY. 12832****newenglandfarms.com**

## BEEKEEPING OF YESTERYEAR

A look back at the literature of the last century

### Bee Business Fails to Feel Depression

*Daily News*, April 14, 1932 (Huntingdon, PA)

Washington, April 13 -- The bee business isn't much affected by the depression, the Department of Agriculture reports.

Last year's honey crop was worth about \$10,000,000, and bees-wax about \$1,000,000. The value of bees in the pollination of fruit was said to be great, although it is inestimable.

New methods of preparing and wrapping honey have stimulated the market, the Department states. Likewise nickel candy bars containing honey and almonds have had a huge sale and consequently increased the use for honey.

(via the Internet, courtesy of Joe Waggle)

### California Pumpkin Hive

*The Marshfield Times*, Dec. 3, 1886 (Marshfield, WI)

A California pumpkin which had been utilized by a vagrant colony of bees as a honey store-house was the first to make its appearance. The insects had found their way into the vegetable through a crack in its side, and when the owner of the

pumpkin made an investigation he found that the bees had accumulated eight pounds of honey. The circumstance is being quoted by the California papers as another result of the glorious climate of that state where "pumpkins and honey can be raised on the same vine."

(via the Internet, courtesy of Joe Waggle)

### Pigeons and Bees

*The Daily Northwestern*, January 28, 1889 (Oshkosh, WI)

A pigeon fancier of Hamme, Prussia, made a bet that a dozen bees liberated three miles from their hive would reach it in better time than a dozen pigeons would reach their cote from the same distance. The competitors were given wing at Rynhern, a village nearly a league from Hamme, and the first bee finished a quarter of a minute in advance of the first pigeon, three other bees reached the goal before the second pigeon, the main body of both detachments finished almost simultaneously an instant or two later. The bees, too, had been handicapped in the race, having been rolled in flour before starting, for the purposes of identification.

(via the Internet, courtesy of Aaron Morris)

Nickel candy bars containing honey and almonds have had a huge sale and consequently increased the use for honey.



## National Honey Board to be phased out

### Will be replaced by new program

**May 16, 2008, Firestone, CO -- Memo from NHB**

On May 6, USDA announced the results of the referendum of first handlers and importers who voted to approve a new national honey packers and importers program. A copy of USDA's press release is printed below.

USDA will next publish a Final Order for the new program in the Federal Register. This is expected to happen sometime in May. When the Final Order is published, the collection of assessments for the current National Honey Board (NHB) will be suspended. Five board members from the NHB will then serve as trustees to oversee the winding down of operations. The actual termination date of the NHB will be set by the Secretary of Agriculture and is expected to be some time after the new program is operational. Some overlap of operations is needed to ensure as smooth a transition as possible.

*Bruce Boynton, Chief Executive Officer, National Honey Board*

**May 6, 2008, Washington, DC -- Memo from USDA**

First handlers and importers of honey and honey products have voted to approve a new national honey packers and importers program. The vote was taken in a referendum conducted by USDA's Agricultural Marketing Service (AMS) from April 2-16.

In the referendum, 78 percent of those who voted -- representing 92 percent of the voted volume of honey and honey products -- favored implementation of the Honey Packers and Importers Research, Promotion, Consumer Education and Industry Information Order (new program). Any current first handler or importer who handled or imported 250,000 or more pounds of honey products during calendar year January through December 2007 was eligible to vote.



NATIONAL  
HONEY BOARD™

With the approval of the new program, the collection of assessments under the existing Honey Research, Promotion and Consumer Information Order -- authorized under the Honey Research, Promotion and Consumer Information Act -- will be suspended. The remaining provisions of the current order and regulations issued will be terminated at a later date.

The new program will be administered, under AMS supervision, by a 10-member board consisting of three first handlers, two importers, one importer-handler, one national honey marketing cooperative representative and three producers and their alternates.

The program will be funded by an assessment of one cent per pound levied on first handlers and importers of honey and honey products. The order is authorized by the Commodity Promotion, Research and Information Act of 1996.

Research and promotion programs help to expand, maintain and develop markets for individual agricultural commodities in the United States and abroad.

AMS will begin the nomination process once the order becomes effective. For more information, contact Kathie Notoro at 202-720-9915 or email her at [Kathie.Notoro@usda.gov](mailto:Kathie.Notoro@usda.gov).

## Upcoming Meetings

### Fall 2008

**Date:** Oct. 31-Nov. 1, 2008

**Location:** Lake Ozark, Lodge of the Four Seasons

**Speakers:** **Marion Ellis**, Professor and Extension Apiculture Specialist, Department of Entomology, University of Nebraska

### Spring 2009

**Joint Meeting with Kansas Honey Producers**

**Date:** March 6-7, 2009

**Location:** Overland Park, KS, Marriott

**Speakers:** **Clarence Kollison**, Extension Service Entomologist and head of Department of Entomology and Plant Pathology, Mississippi State University, **Jennifer Berry**, Apicultural Research Coordinator and Lab Manager, University of Georgia.

**7c's Winery**

[www.7cswinery.com](http://www.7cswinery.com)  
[vintner@7cswinery.com](mailto:vintner@7cswinery.com)  
 417-988-9829  
 Walnut Grove MO



**We Want to Buy  
 Varietal Honey  
 4-5 Buckets Per Variety  
 For Delivery  
 Fall 2008 / Spring 2009**



Holds 2  
frames

## Extracting Kits

Made in the USA!  
Quality construction and  
superior long-lasting  
stainless steel!

**BUY a KIT  
and Save  
\$\$\$\$**

### Junior Bench Extractor Kit

**Junior Bench Extractor Kit**—The Junior Bench Extracting kit is the perfect extracting set up for the beginning beekeeper. The kit comes complete with 1 Junior Bench two frame extractor and stand, 1 bottling bucket kit, 1 speed king electric knife, plastic uncapping tub and 1 capping scratcher.

M00390KIT Extractor Kit..... \$499.95

This ships in 4 pkgs.

1 pkg @ 47#      1 pkg @ 8#  
2 pkgs @ 35#

Holds 4  
frames

The best built  
extractors on  
the market!

### Little Wonder Hand-Extractor Kits

Power style also available

**Little Wonder Extractor Kits**—A step up in size from the Junior Bench but the little wonder extracting kit is perfect for the hobby beekeeper. It is available in both hand and power styles. This four frame extractor comes complete with extractor and stand, 1 bottling bucket kit, 1 speed king electric knife, plastic uncapping tub and 1 capping scratcher.

M00396KIT LW Hand Extractor Kit..... \$554.95

This ships in 4 pkgs.

1 pkg @ 78#      1 pkg @ 8#  
2 pkgs @ 35#

M00403KIT LW Power Extractor Kit..... \$829.95

This ships in 5 pkgs.

1 pkg @ 78#      1 pkg @ 13#  
2 pkgs @ 35#      1 pkg @ 8#

Holds 6  
frames

**Dadant**

51 S. 2nd Street  
Hamilton, IL 62341  
Toll-free  
1-888-922-1293

1318 11th Street  
P.O. Box 1735  
Sioux City, IA 51102  
Toll-free  
1-877-732-3268

www.dadant.com

### Ranger Power Extractor Kit

Hand style also available

**Ranger Extractor Kits**—For those who prefer a radial extractor this is for you. The Ranger extracting kit is available in both the power and hand styles. It is capable of extracting 6 - 6 1/4" frames or shallow frames radially or three deep frames tangentially by using the optional baskets. The 6 frame radial extractor comes complete with extractor and stand, 1 bottling bucket kit, 1 speed king electric knife, plastic uncapping tub and 1 capping scratcher.

\*Optional baskets for deep frames sold separately.\*

M00400KIT Ranger Hand Extractor Kit..... \$639.95

This ships in 4 pkgs.

1 pkg @ 78#      1 pkg @ 8#  
2 pkgs @ 35#

M00401KIT Ranger Power Extractor Kit..... \$896.95

This ships in 5 pkgs.

1 pkg @ 78#      1 pkg @ 13#  
2 pkgs @ 35#      1 pkg @ 8#

M00402 Optional Baskets, for Deep Frames, Ship Wt. 8 lbs. . . . \$84.75





## Local Club Information

### Beekeepers Association of the Ozarks

4th Tuesday of each month, 7:00 p.m.  
The Library Center, 4653 S. Campbell, Springfield  
[www.ozarksbeekeepers.org](http://www.ozarksbeekeepers.org)

### Boone Regional Beekeepers Association

3rd Sunday of odd months, 1:00 p.m., Columbia Insurance Group, 2102 Whitegate Dr. (back door), Columbia  
Contact Art Gelder 573-474-8837

<http://beekeeper.missouri.org>

### Eastern Missouri Beekeepers Association

2nd Wednesday of each month, 7:00 p.m., Powder Valley Nature Center 11715 Craigwood Rd., Kirkwood  
Bob Sears, President 314-479-9517  
[www.easternmobekeepers.com](http://www.easternmobekeepers.com)

### Gasconade County Beekeepers Association

2nd Sunday of month, 7pm, Progressive Bank of Owensville  
Contact Rodney Angell 573-764-2922  
[bee143@fidnet.com](mailto:bee143@fidnet.com)

### Jackson Area Beekeepers

4th Tuesday of each month, 7:00 p.m.  
First Pres. of Jackson, 206 E. Washington  
Contact Grant Gillard 573-243-6568  
[gillard5@charter.net](mailto:gillard5@charter.net)

### Jefferson County Beekeepers Association

2nd Tuesday of each month, 7:30 p.m., Hwy B & 21  
Jefferson County Extension Center, Hillsboro  
Contact Scott Moser 636-285-7295

### Joplin Area Beekeepers Association

Last Tue. of each month, 7 pm, SM Bank Community Building (7th and Duquesne Rd), Joplin  
Contact Gene Foley 417-624-6831

### Mid Missouri Beekeepers

3rd Sunday of each month, Bank of Salem, Salem  
Contact Don Moore 573-265-8706

### Midwestern Beekeepers Association

3rd Wednesday of each month, 7:00 p.m.  
YMCA, 10301 E. 350 Hwy, Raytown  
Cecil Sweeney, President 913-856-8356

### Mississippi Valley Beekeepers Association

Last Tuesday of Month in Quincy, IL  
Contact Debi Bridgman 573-439-5228

### Missouri Valley Beekeepers Association

3rd Monday of each month, 7:00 p.m.  
Scenic Regional Library, Union  
Contact Rodney Angell 573-764-2922  
[bee143@fidnet.com](mailto:bee143@fidnet.com)

### Parkland Beekeepers

3rd Tuesday of each month, 108 Harrison, Farmington  
Contact Gene Wood 573-431-1436

### South Central Missouri Beekeepers Association

Steve Teeple, President 417-261-2210

### Southern Missouri Beekeepers of Monett ("MOBees")

3rd Tuesday of each month, 7:00 p.m.  
Monett High School VO-AG Building  
Robert Sperandio, President 417-235-6959

### Southwest Beekeepers Association

1st Tuesday of each month  
Neosho High School FFA Building  
Contact Herb Spencer 417-472-7743

Is your club missing? Send your information to:  
[editor@mostatebeekeepers.org](mailto:editor@mostatebeekeepers.org)

## WEAVER'S FAMOUS QUEENS

### And Package Bees

### Buckfast & All-American

### OVER 120 YEARS OF SERVICE

THE R WEAVER APIARIES, INC.

16495 C.R. 319, NAVASOTA, TX 77868

Phone (936) 825-2333 FAX (936) 825-3642

EMAIL: [rweaver@rweaver.com](mailto:rweaver@rweaver.com)

WEBSITE: [www.rweaver.com](http://www.rweaver.com)



### Buying Honey

Comb Honey Wanted.  
Full supers, in the frame needed. Will pick up and return the frames and supers.

### Scott Moser

(636) 285-7295 or  
(636) 575-5434

Want to be included? Send an email to Eugene at [editor@mostatebeekeepers.org](mailto:editor@mostatebeekeepers.org) with "Trading Post" in the subject line. Or call 314-965-4631.

**MSBA Membership Application**

Name \_\_\_\_\_  
Spouse's Name \_\_\_\_\_  
Address \_\_\_\_\_  
City/State/Zip \_\_\_\_\_  
Phone Number \_\_\_\_\_ Email\* \_\_\_\_\_

☐ \*Check here to receive  
your newsletter via email.  
This saves us roughly  
\$10.00 per year in print-  
ing and mailing costs.

**NOTE:** If you belong to a local association, please pay your state dues through your local club.

**State Association Dues** (Check only one box)

Adult Membership \$15.00 ☐

Family Membership \$20.00 ☐

Student Membership \$5.00 ☐

**Amount Enclosed \$** \_\_\_\_\_

Make check payable to: Missouri State Beekeepers Association

Mail to: P.O. Box 448 Oak Grove, MO 64075

**Magazine Discounts:** Discounts are available for MSBA members to two beekeeping magazines. You may use their order forms and mail them yourself to the publishers as shown below:

**AMERICAN  
BEE JOURNAL**

**ASSOCIATION  
MEMBER SUBSCRIPTION**

SAVE 25%

Association \_\_\_\_\_ Secretary's Name \_\_\_\_\_  
Subscriber's Name \_\_\_\_\_ Address \_\_\_\_\_  
Address \_\_\_\_\_ City \_\_\_\_\_  
City \_\_\_\_\_ State, Zip \_\_\_\_\_  
State, Zip \_\_\_\_\_ Comments \_\_\_\_\_

☐ NEW ☐ RENEWAL U.S. ☐ 1 Yr. - \$18.70 ☐ 2 Yr. - \$35.40 ☐ 3 Yr. - \$49.80  
(PRICES GOOD THROUGH DEC. 31, 2007) Foreign ☐ 1 Yr. - \$36.70 ☐ 2 Yr. - \$71.40 ☐ 3 Yr. - \$103.80

Return white copy to: American Bee Journal, 51 S. 2nd St., Hamilton, IL 62341

Retain yellow copy for your records.



**ASSOCIATION MEMBER SUBSCRIPTION**  
*Bee Culture Magazine*

Please Print Clearly

Association \_\_\_\_\_ Secretary's Name \_\_\_\_\_  
Subscriber's Name \_\_\_\_\_ Address \_\_\_\_\_  
Address \_\_\_\_\_ City \_\_\_\_\_  
City \_\_\_\_\_ State, Zip \_\_\_\_\_  
State, Zip \_\_\_\_\_ Comments \_\_\_\_\_  
Phone # \_\_\_\_\_

For Office Use Only  
Acct. # \_\_\_\_\_

☐ NEW ☐ RENEWAL ☐ 1 Yr. - \$21.00 ☐ 2 Yr. - \$38.00

Canada - add \$15.00 per year  
All other foreign add \$20/year

Return white copy to: Bee Culture, Subscription Dept., P.O. Box 706, Medina, OH 44258

\*Please discard any other forms. Use only this form.\* Prices subject to change without notice.





## Honey Chair Report

by Joyce Justice

Here is our plan to select a new queen:

We will close applications on July 1, and have a meeting soon afterward in Columbia to judge the applications and make a selection of a queen to serve the year 2009 -- to be crowned at the fall meeting.


Hopefully the queen chosen will volunteer to perform in August for a few days at the State Fair before her year actually starts.

This would give us a completely new start on the queen program.

## Heartland Honey and Beekeeping Supplies

19201 South Clare Road  
Spring Hill, KS 66061  
913-856-8356

[www.heartlandhoney.com](http://www.heartlandhoney.com)



6800 North Kircher Road  
Columbia MO. 65202-7652  
573-474-8837  
fax 573-474-5830  
[walkaboutacres@agristar.net](mailto:walkaboutacres@agristar.net)  
[www.walk-aboutacres.net](http://www.walk-aboutacres.net)

**Your local dealer for  
beekeeping supplies**

We generally have all of the basic  
supplies in stock.

*Make your visit a family outing! We  
have a "walk-about" farm,  
greenhouses and honey ice cream.*

## Directory of Officers

President: Ken Norman 417-669-4452  
3634 Shiloh Church Road, Marionville, MO 65705  
[president@mostatebeekeepers.org](mailto:president@mostatebeekeepers.org)

Vice President: Scott Moser 636-285-7295  
6600 Davis Lane, Cedar Hill, MO 63016  
[vicepresident@mostatebeekeepers.org](mailto:vicepresident@mostatebeekeepers.org)

Secretary: OPEN  
(Volunteers welcome!)  
[secretary@mostatebeekeepers.org](mailto:secretary@mostatebeekeepers.org)

Treasurer: Ron Vivian 816-690-7516  
443 Fricke Road, Bates City, MO 64011-8280  
[treasurer@mostatebeekeepers.org](mailto:treasurer@mostatebeekeepers.org)

Past-President: Monte Richardson 660-826-4917  
1405 S. Prospect Ave., Sedalia, MO 65301  
[pastpresident@mostatebeekeepers.org](mailto:pastpresident@mostatebeekeepers.org)

Western Area Director: Glenn Davis 816-690-8007  
4618 Highway Z, Bates City, MO 64011  
[westdir@mostatebeekeepers.org](mailto:westdir@mostatebeekeepers.org)

Southern Area Director: Marlin Trout 417-830-7749  
20445 Lawrence 2070, Ash Grove, MO 65604  
[southwdir@mostatebeekeepers.org](mailto:southwdir@mostatebeekeepers.org)

Eastern Area Director: Steve Harris 636-946-5520  
1224 Sherbrooke Road, St. Charles, MO 63303  
[eastdir@mostatebeekeepers.org](mailto:eastdir@mostatebeekeepers.org)

Southeastern Area Director: Ray Batton 573-686-4888  
3032 N. 14th St., Poplar Bluff, MO 63901  
[southedir@mostatebeekeepers.org](mailto:southedir@mostatebeekeepers.org)

Program Chairperson: Sharon Gibbons 636-394-5395  
314 Quinmoor Dr., Ballwin, MO 63011  
[sgibbs314@earthlink.net](mailto:sgibbs314@earthlink.net)

Newsletter Editor: Eugene Makovec 314-965-4631  
643 Pearl Ave., Kirkwood, MO 63122  
[editor@mostatebeekeepers.org](mailto:editor@mostatebeekeepers.org)

Auxiliary Treasurer: Dolores Vivian 816-690-7516  
443 Fricke Road, Bates City, MO 64011-8280  
[H1ybee@aol.com](mailto:H1ybee@aol.com)

Queen Chairperson: Joyce Justice 816-358-3893  
P.O. Box 16566, Raytown, MO 64133-0566  
[queenchair@mostatebeekeepers.org](mailto:queenchair@mostatebeekeepers.org)

State Fair Chairman: Dean Sanders cell 816-456-4683  
37804 Old Pink Hill Road, Oak Grove, MO 64075

Assist. Prof. Entomology/Extension Spec.:  
Dr. Richard Houseman  
1-87 Agricultural Building, University of Missouri-  
Columbia, Columbia, MO 65211

# Missouri State Beekeepers Association

P.O. Box 448 Oak Grove, MO 64075

[www.mostatebeekeepers.org](http://www.mostatebeekeepers.org)



*Sharp spines are suggestive of a type of nettle or thistle. The plant's ability to flourish in the most inhospitable ground warns of a possible invasive species. But in both cases, my Internet research turned up nothing.*

*One thing is clear: Its pale purple flowers are attractive to a variety of bee and butterfly species. If I can satisfy myself that there are no disadvantages, I may bring some back from my next camping trip.*

*See page 1 for another view of this prickly plant.*

*photo by Eugene Makovec*

This newsletter is published six times per year, in odd months. Submissions are due by the 15th of the month prior to publication.

The email edition is in color, and contains hyperlinks and bonus back-page material, while the print version is in black-and-white. If you are a member currently receiving the printed newsletter and you wish to upgrade, just send an email to [editor@mostatebeekeepers.org](mailto:editor@mostatebeekeepers.org) with "email newsletter" in the subject line. I'll reply with confirmation, and add you to my list.

**Advertising rates are as follows:**

Business card size \$15.00

Half page \$50.00

Quarter page \$35.00

Full page \$100.00

**Classified Ads:** Advertise one to three beekeeping-related items in a one-line ad at no charge. This service is for non-commercial MSBA members only, and is limited to one ad per item per calendar year.

**Honey Trading Post:** This is a free service to members wishing to buy or sell honey on a wholesale basis. Just email or call the editor with contact information and whether you are buying or selling. Pricing is between the interested parties.